

HAN

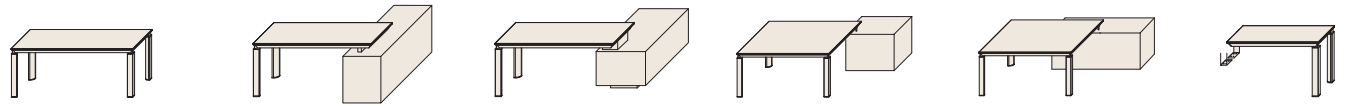
Technical chart

Abaco

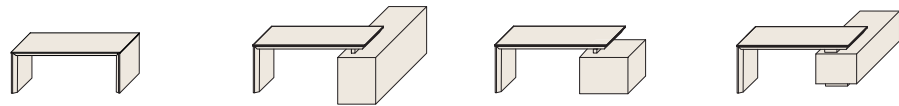
Abaque

MARTEX

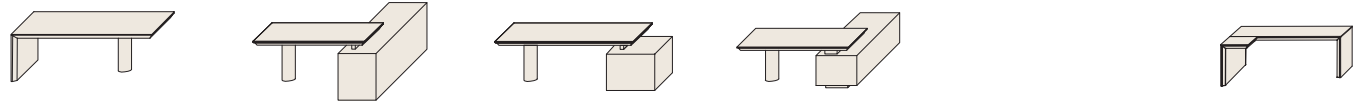
Desks



W./L.	D./P.	W./L.	D./P.	W./L.	D./P.	W./L.	D./P.	W./L.	D./P.	W./L.	D./P.
1600	800	1600	800	1800	800	1400	1400	1400	1400	800	600
1800	800	1800	800	2000	800	1600	1600	1000	600	1200	600
2000	800	2000	800	2000	1000						
2000	1000	2000	1000	2200	1000						
2200	1000	2200	1000	2400	1000						
2400	1000	2400	1000								

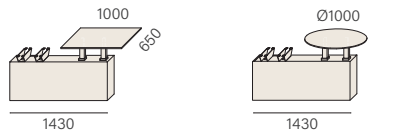


W./L.	D./P.	W./L.	D./P.	W./L.	D./P.	W./L.	D./P.
1800	800	1800	800	2000	1000	2000	1000
2000	800	2000	800	2200	1000	2200	1000
2000	1000	2000	1000	2400	1000	2400	1000
2200	1000	2200	1000				
2400	1000	2400	1000				



W./L.	D./P.	W./L.	D./P.	W./L.	D./P.	W./L.	D./P.	W./L.	D./P.
2200	1000	2200	1000	2200	1000	2200	1000	1800	1800
2400	1000	2400	1000	2400	1000	2400	1000	2000	1800
								2000	2000
								2200	2000

Sit to Stand



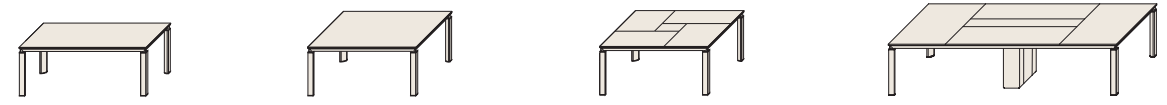
W./L.	D./P.	W./L.	D./P.
1430	278	1430	278

Meeting tables with pillar leg



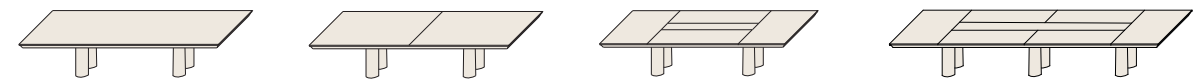
W./L.	D./P.	W./L.	D./P.	W./L.	D./P.	W./L.	D./P.
1000	1000	1400	1400	800	800	2400	1200
1200	1200	1600	1600	1000	1000		
				1200	1200		

Meeting tables aluminium legs

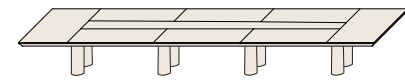


W./L.	D./P.	W./L.	D./P.	W./L.	D./P.	W./L.	D./P.
2000	1000	1200	1200	1400	1400	3200	1400
2400	1200	1400	1400	1600	1600	3600	1400
		1600	1600			4000	1400
						3200	1600
						3600	1600
						4000	1600

Meeting tables with columns

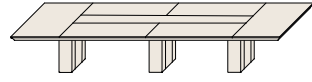
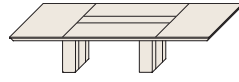
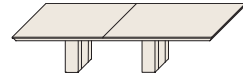
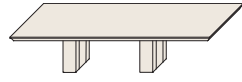


W./L.	D./P.	W./L.	D./P.	W./L.	D./P.	W./L.	D./P.
2800	1200	2800	1200	3200	1400	4800	1400
		3200	1200	3600	1400	5600	1400
				4000	1400	6400	1400
				3200	1600	4800	1600
				3600	1600	5600	1600
				4000	1600	6400	1600



W./L.	D./P.
7600	1400
7600	1600

Meeting tables with electrified structural legs

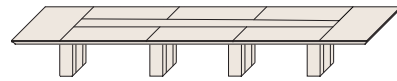


W./L.	D./P.
2800	1200

W./L.	D./P.
2800	1200
3200	1200

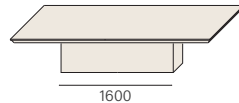
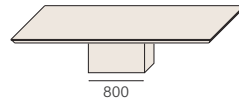
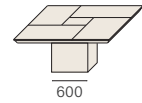
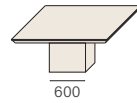
W./L.	D./P.
3200	1400
3600	1400
4000	1400
3200	1600
3600	1600
4000	1600

W./L.	D./P.
4800	1400
5600	1400
6400	1400
4800	1600
5600	1600
6400	1600



W./L.	D./P.
7600	1400
7600	1600

Meeting tables with central base

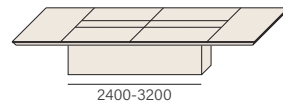
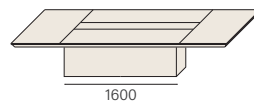
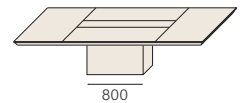
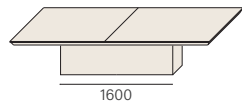


W./L.	D./P.
1400	1400
1600	1600

W./L.	D./P.
1600	1600

W./L.	D./P.
2400	1200

W./L.	D./P.
2800	1200



W./L.	D./P.
2800	1200
3200	1200

W./L.	D./P.
3200	1400
3200	1600

W./L.	D./P.
3600	1400
4000	1400
3600	1600
4000	1600


W./L.	D./P.
4800	1400
5600	1400
4800	1600
5600	1600

Standard Colours & Finishes

Colours for reference only and may vary from original. Fabrics and leathers from different lots may be subject to colour variations. Any differences will not be recognized as a complaint.

Campioni colore indicativi, possono differire dall'originale. Tessuti e pelli possono essere soggetti a cambiamenti e a differenze tra lotti diversi. Eventuali differenze non verranno riconosciute come reclamo.

Les couleurs sont données à titre indicatif et peuvent varier par rapport à l'original. Les tissus et les cuirs provenant de lots différents peuvent être sujets à des variations de couleur. Les différences éventuelles ne seront pas considérées comme une réclamation.



Download finishes